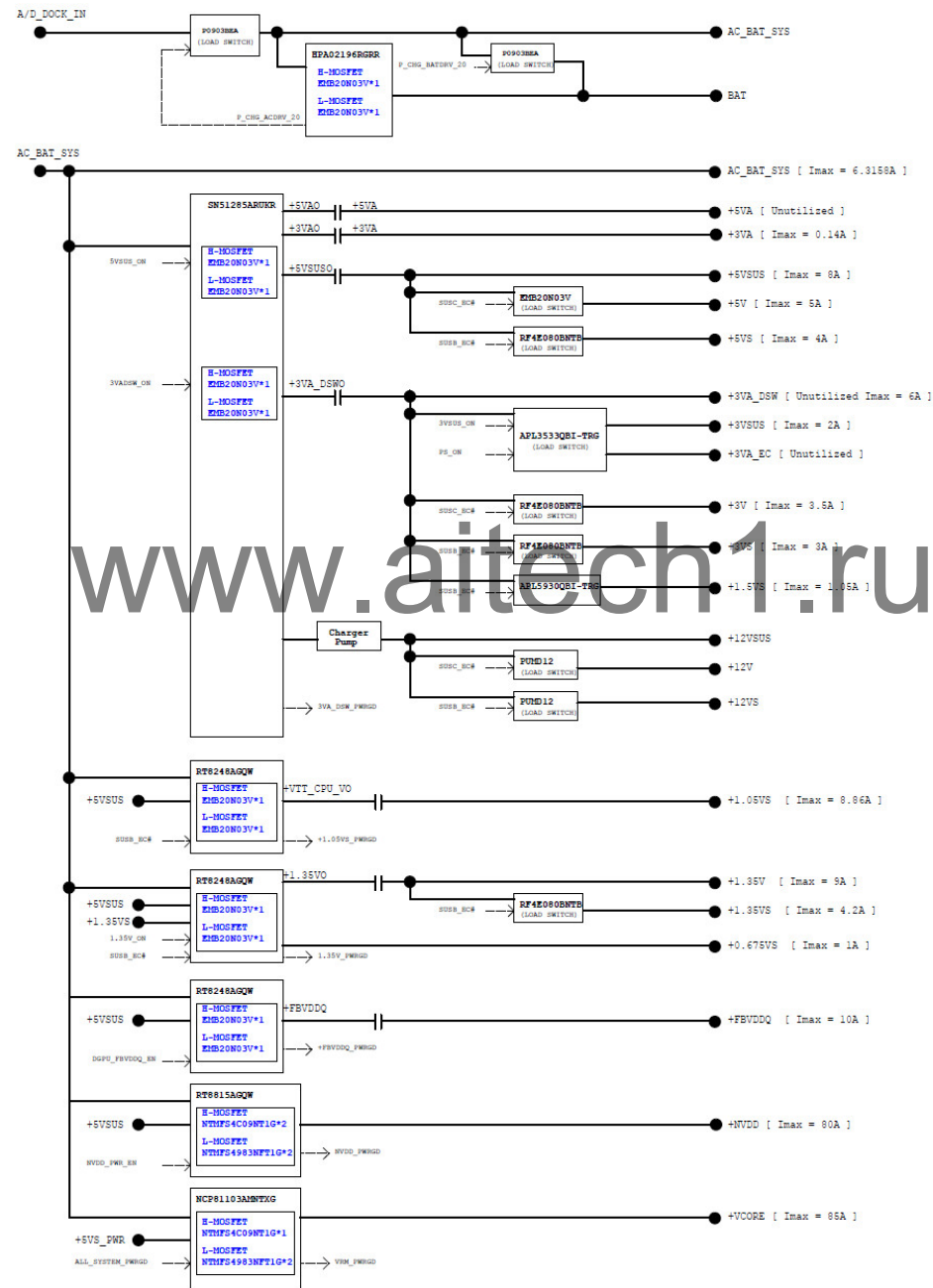


# POWER FLOW



US (11)+3VSUS PWRGD → (5)3VSUS DOW PWRGD → (14)PCH  
(25)PM FWKOK → AND → (26)PM FWKOK PCH → (15)ME SUS  
(24)ALLSYSTEM FWKGD




# AC POWER ON SEQUENCE

## AC-IN Mode

- 1 +3VA/+5VA/+3VA\_EC
- 2 EC\_RST#
- VccDSW
- 3 PM\_SLP\_SUS#
- 4 PM\_DPWROK
- 5 VSUS\_ON
- +3VSUS/+5VSUS
- SUS\_PWRGD
- 7 ME\_SusPwrDnAck
- 8 PM\_RSMRST#
- 9 ME\_AC\_PRESENT
- 10 PM\_SUSACK#
- 11 PWR\_SW#
- 12 PM\_PWRBTN#
- 13(a) PM\_ME\_SLP\_LAN#
- 13(b) PM\_ME\_SLP\_A#
- 14 PM\_SUSC#
- 15 PM\_SUSB#
- 16 SUSC\_EC#
- +1.5V/+3V/+5V
- 17 SUSB\_EC#
- +0.6VS/+0.75VS/+1.5VS//+1.8VS/+3VS/+5VS
- +PEX\_VDD/+1.5VSG/+1.8VSG/+3VSG/+NVDD
- 20 SYSTEM\_PWRGD
- +VTT\_CPU
- 21 +VTT\_CPU\_PWRGD
- +0.6VS
- 22 +0.6VS\_PWRGD
- 23 ALL\_SYSTEM\_PWRGD
- 24 PM\_PCHPWROK
- 25 PM\_SYSPWROK
- 26 H\_DRAM\_PWRGD
- 27 H\_CPUPWRGD
- 28 SVID
- +VCORE
- +VccGFX
- 29 VRM\_PWRGD
- 30 SUS\_SATA#
- 31 BUF\_PLT\_RST#

## N56JZ Power Sequence (AC mode)



www.aitech1.ru

# DC POWER ON SEQUENCE

DC-IN Mode

N56JZ Power Sequence  
(DC mode)


- 1 +3VA/+5VA/+3VA\_EC
- 2 EC\_RST#
- VccDSW
- 3 PM\_SLP\_SUS#
- 4 PM\_DPWRK
- 5 PWR\_SW#
- 6 VSUS\_ON
- +3VSUS/+5VSUS
- 7 SUS\_PWRGD
- 8 ME\_SusPwrDnAck
- 9 PM\_RSMRST#
- 10 ME\_AC\_PRESENT
- 11 PM\_SUSACK#
- 12 PM\_PWRBTN#
- 13(a) PM\_ME\_SLP\_LAN#
- 13(b) PM\_ME\_SLP\_A#
- 14 PM\_SUSC#
- 15 PM\_SUSB#
- +1.05VM/+3VM
- 16 SUSC\_EC#
- +1.5V/+3V/+5V
- 17 SUSB\_EC#
- +0.75VS/+1.5VS//+1.6VS/+3VS/+5VS
- 18 ME\_+VM\_PWRGD
- 19 ME\_PWRK
- 20 SYSTEM\_PWRGD
- +VTT\_CPU
- 21 +VTT\_CPU\_PWRGD
- +0.8VS
- 22 +0.8VS\_PWRGD
- 23 ALL\_SYSTEM\_PWRGD
- 24 PM\_PCHPWROK
- 25 H\_DRAM\_PWRGD
- 26 H\_CPUPWRGD
- 27 SVID
- +VCORE
- +VccGFX
- 28 VRM\_PWRGD
- 29 PM\_SYSPWROK
- 30 BUF\_PLT\_RST#



www.aitech1.ru



## Signal Measure Point-Bottom





## Signal Measure Point-Top

